




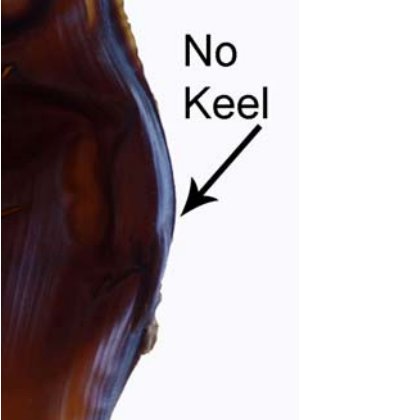














Eggcase Identification Key





Use this key to help you identify which eggcases you found on your Great Eggcase Hunt. We are still developing this and so if you have any comments or suggestions regarding the text or the pictures then please feedback to us on enquiries@sharktrust.org.


1a	Eggcase is goblet shaped with very curly tendrils	Go to 2	
1b	Eggcase is flattened, more square in shape and (if they are not broken) will have horns on each of it's four corners	Go to 3	
2a	Eggcase is greater than 6cm in length	<i>Scyliorhinus stellaris</i> : Nursehound, Bull Huss.	

2b	Eggcase is shorter than 6cm in length	<i>Scyliorhinus canicula</i> : Lesser Spotted Catshark, "dogfish".	
3a	Keels are present on the eggcase	Go to 4	
3b	There are no keels present	Go to 9	
4a	Eggcase capsule is greater than 16cm	Go to 5	

4b	Eggcase capsule is less than 16cm	Go to 6	
5a	Proximal field is long and usually ragged	<i>Dipturus batis</i> : Common Skate.	
5b	Proximal field is small and neat	<i>Rostroraja alba</i> : White Skate	
6a	Eggcase has "washboard" texture on one side of the capsule body	<i>Amblyraja radiata</i> : Starry Skate	
6b	Capsule body is smooth (striations may or may not be present and should not be confused with the "washboard" texture)	Go to 7	

7a	Capsule tapers (from proximal to distal) – if proximal horns are present they are long and filamentous, distal horns are short and hooked	<i>Raja microocellata</i> : Small-eyed Ray	
7b	Capsule is square/rectangular in shape	Go to 8	
8a	Eggcase (including horns) almost fills an adult's <u>hand</u>	<i>Raja brachyura</i> : Blonde Ray	
8b	Eggcase (including horns) fills an adult's <u>palm</u>	<i>Raja clavata</i> : Thornback Ray	

9a	Eggcase is small, neat and well rounded in the capsule. If horns are present they are very long and curved inwards	<i>Leucoraja naevus</i> : Cuckoo Ray	
9b	Eggcase is stouter, larger and less rounded in its appearance	Go to 10	
10a	Eggcase found within the red area on the distribution map. (Map demonstrates a broad delineation and there will be a certain degree of crossover at the fringes)	Go to 11	
10b	Eggcase found within the red area on the distribution map. (Map demonstrates a broad delineation and there will be a certain degree of crossover at the fringes)	<i>Raja montagui</i> : Spotted Ray (If uncertain go to 11)	

11a	Eggcase is, generally, larger (see 11b) has rough edges on the keels and the proximal horns splay outwards from the capsule	<i>Raja undulata:</i> Undulate Ray	
11b	Eggcase is, generally, smaller with defined keel edges. Proximal horns extend away from the body in a parallel line	<i>Raja montagui:</i> Spotted Ray	